

LLS • FRS

182 LED/m • 55 LED/ft

9,5 W/m • 2,9 W/ft

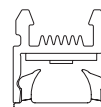
182 LED/m • 55 LED/ft

15,7 W/m • 4,8 W/ft

182 LED/m • 55 LED/ft

19,6 W/m • 6,0 W/ft









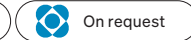
FRS → FRS Screen




12,8 × 13,4 mm
0,50 × 0,53 "



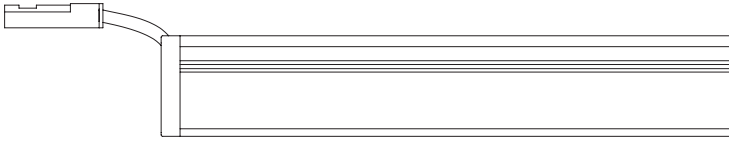
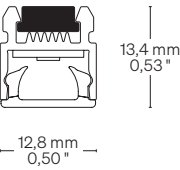


Body Corpo	
Symmetrical linear profile Profilo lineare simmetrico	
Fastening Fissaggio	Caps + Magnets Caps + Steel clips Caps + Adjustable brackets Tappi + Magneti Tappi + Clip in acciaio Tappi + Staffe orientabili
Screen Schermo	FRS Screen
Wiring set Cavo alimentazione	2000 mm • 78,74 "
Ordering length Lunghezza ordinabile	Up to 3000 mm • 118,10 " Fino a 3000 mm
Finishing Finitura	● Grey anodized (Standard) → On request other finishes ● Anodica grigia (Standard) → Su richiesta altre finiture
Listings and marks Certificazioni e marchi	     
Where we produce Dove produciamo	Made in Italy
LED (See page 20) LED (Vedi pagina 20)	  


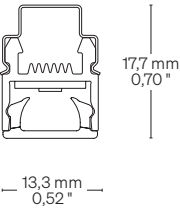
Light Luce

FRS Screen 	Light source Sorgente luminosa	182 LED/m • 55 LED/ft	182 LED/m • 55 LED/ft	182 LED/m • 55 LED/ft
	Power consumption Consumo energia	9,5 W/m • 2,9 W/ft	15,7 W/m • 4,8 W/ft	19,6 W/m • 6,0 W/ft
	CCT K	● 1800 ● 2500 ● 3500 ● 2000 ● 2700 ● 4000 ● 2200 ● 3000 ● 5000	● 1800 ● 2500 ● 3500 ● 2000 ● 2700 ● 4000 ● 2200 ● 3000 ● 5000	● 1800 ● 2500 ● 3500 ● 2000 ● 2700 ● 4000 ● 2200 ● 3000 ● 5000
	CRI R9 Rf @ 3000 K Rg @ 3000 K MacAdam ellipse	Min 90 Min 50 92 100 3	Min 90 Min 50 92 100 3	Min 90 Min 50 92 100 3
	Luminous flux (Strip LED) Flusso luminoso (Strip LED) ● 3000 K	↓ FRS Screen – 133 lm/W 1277 lm/m • 389 lm/ft	↓ FRS Screen – 130 lm/W 1950 lm/m • 595 lm/ft	↓ FRS Screen – 128 lm/W 2483 lm/m • 757 lm/ft
	Input voltage Tensione di ingresso	24 V DC	24 V DC	24 V DC

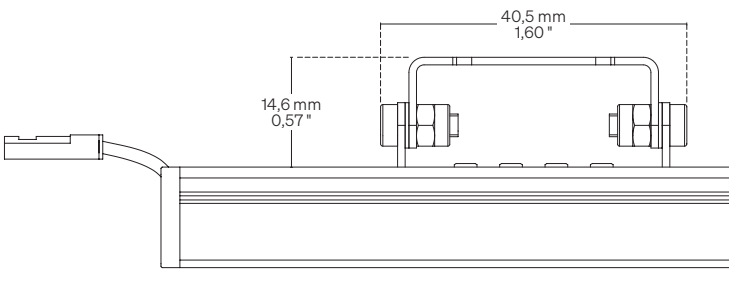
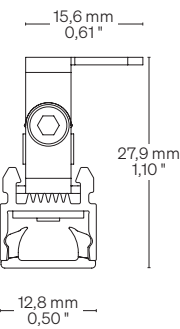
TAM Caps + Magnets
Tappi + Magneti



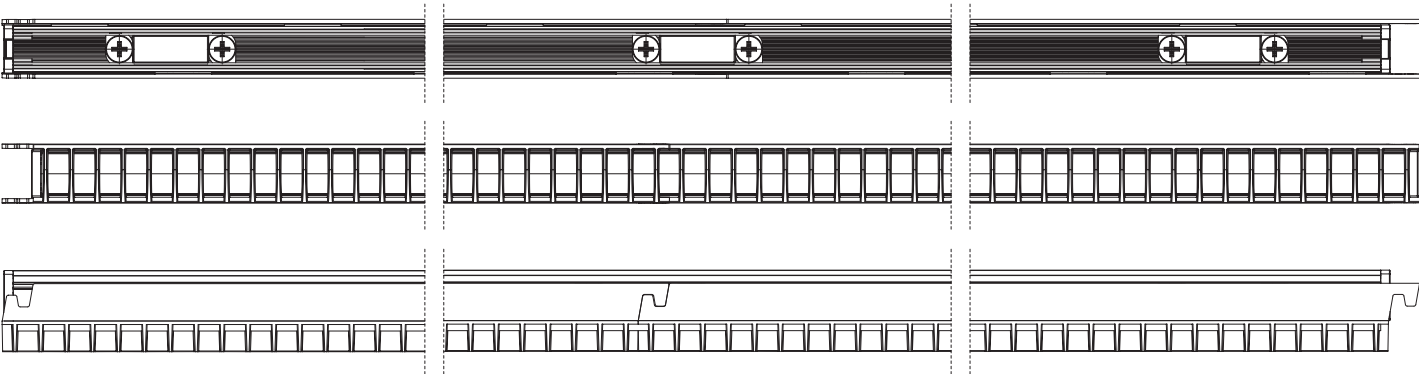
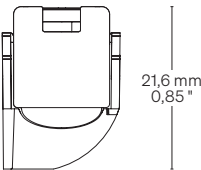
TAC Caps + Steel clips
Tappi + Clip in acciaio



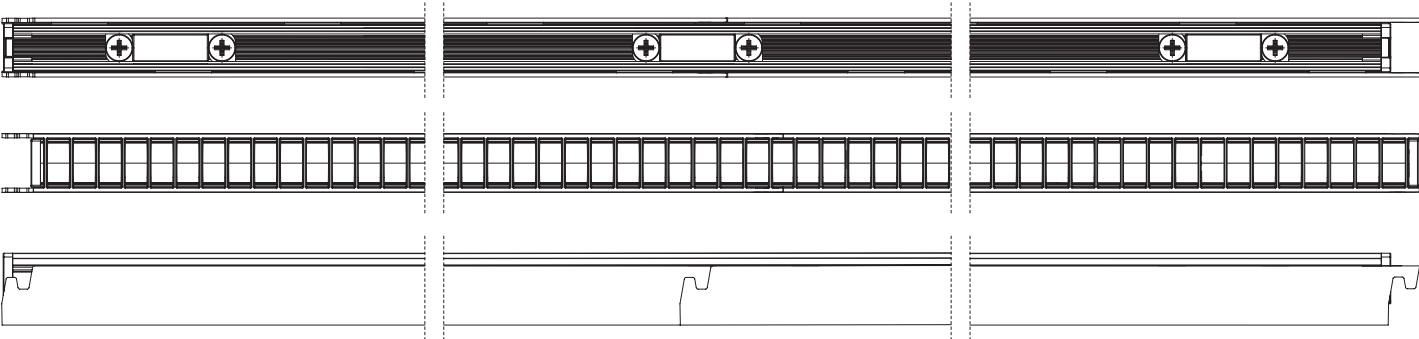
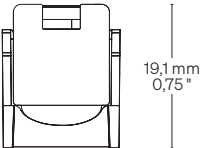
TCA Caps + Adjustable brackets
Tappi + Staffe orientabili


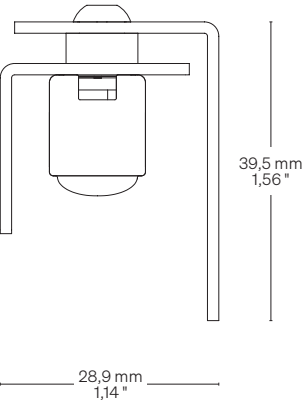


LC Curved Louvers

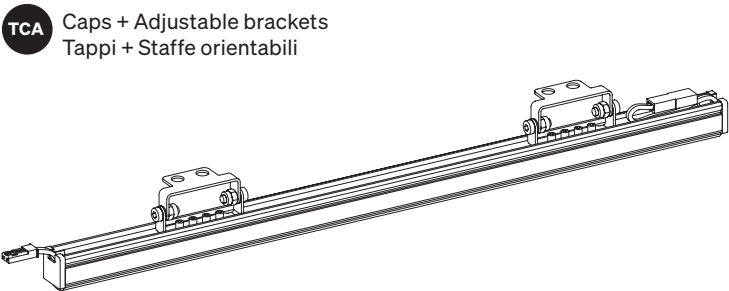
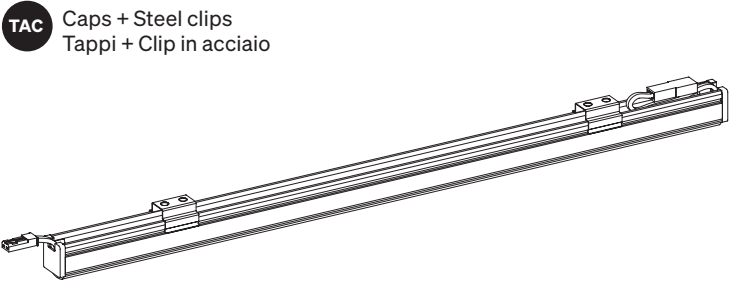



LS Straight Louvers






Fastening options Opzioni di fissaggio



Order code Codice ordine		
Basic code Codice baset	LLS	LLS (Lens Light System)
Light source Sorgente luminosa	1829	182 LED/m • 55 LED/ft 9,5 W/m • 2,9 W/ft
	18215	182 LED/m • 55 LED/ft 15,7 W/m • 4,8 W/ft
	18220	182 LED/m • 55 LED/ft 19,6 W/m • 6,0 W/ft
CCT K CCT K	18	● 1800 K
	20	● 2000 K
	22	● 2200 K
	25	● 2500 K
	27	● 2700 K
	30	● 3000 K
	35	● 3500 K
	40	● 4000 K
	50	● 5000 K
Fastening options Opzioni di fissaggio	TAM	Caps + Magnets Tappi + Magneti
	TAC	Caps + Steel clips Tappi + Clip in acciaio
	TCA	Caps + Adjustable brackets Tappi + Staffe orientabili
Screen Schermo	FR	FRS Screen
Finishing Finitura	01	● Grey anodized ● Anodica grigia
Accessories Accessori	LC	Curved Louvers Louvers curvo
	LS	Straight Louvers Louvers dritto
	W	Wall cover Copertura murale
Order example Esempio ordine	LLS 142 1829 18 TAM FR 01 LC	
	LLS, 142,0 mm • 5,60 ", 182 LED/m • 55 LED/ft, 9,5 W/m • 2,9 W/ft, Warm White 1800, Caps + Magnets, FRS Screen, Grey anodized, Curved Louvers LLS, 142,0 mm, 182 LED/m, 9,5 W/m, Warm White 1800, Tappi + Magneti, FRS Screen, Anodica grigia, Louvers curvo	

CRI Typical* CRI Tipici*

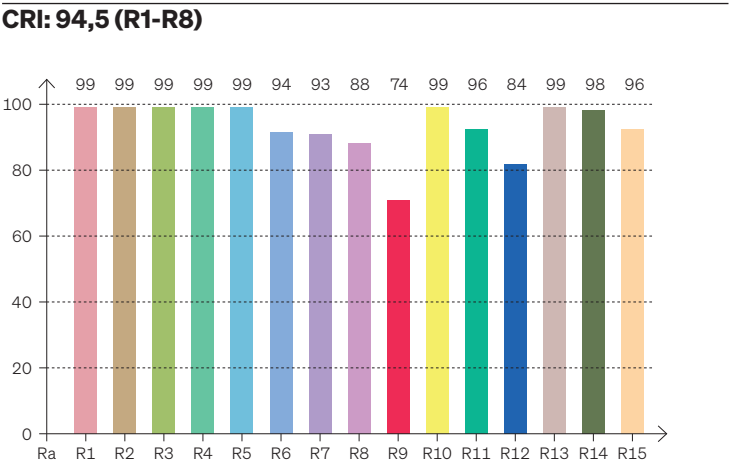


R9050 – H6 • 3SDCM

High Efficacy

● 3000 K

* Values taken from sample measurements
* Valori presi da misurazioni a campione



CRI Values Valori CRI

CCTK: ● 3000 K

CRI	R1	R2	R3	R4	R5	R6	R7	R8	R9	R10	R11	R12	R13	R14	R15
94,4	99	99	99	99	99	94	93	88	74	99	96	84	99	98	96

Color Parameters Parametri del colore

Color Temperature	Color Render Index	Red Component	Color Fidelity	Color Gamut	Color Quality Scale	Color Coord. CIE 1931	Color Coord. CIE 1931	Color Coordinate	Color Coordinate	Color Diviation from Black Body
CCT K	CRI	CRI R9	TM30 Rf	TM30 Rg	CQS	X	Y	U	V	ΔUV
3042 K	96,2	74,4	92,2	100,5	92,9	0,441	0,399	0,255	0,347	-0,0009

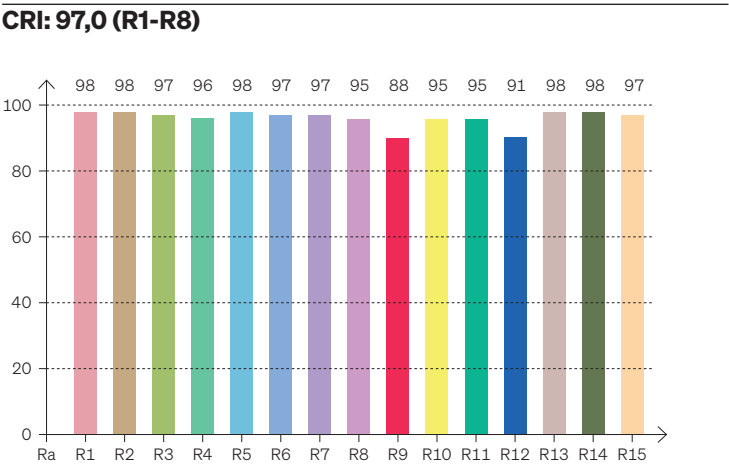


FULL SPECTRUM • 3SDCM

OPTISOLIS™

● 3000 K

* Values taken from sample measurements
* Valori presi da misurazioni a campione



CRI Values Valori CRI

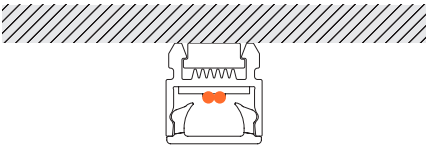
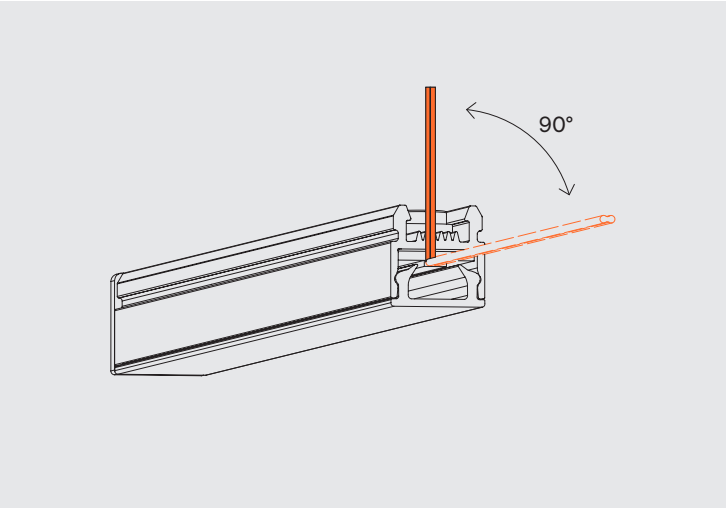
CCTK: ● 3000 K

CRI	R1	R2	R3	R4	R5	R6	R7	R8	R9	R10	R11	R12	R13	R14	R15
97,0	98	98	97	96	98	97	97	95	88	95	95	91	98	98	97

Color Parameters Parametri del colore

Color Temperature	Color Render Index	Red Component	Color Fidelity	Color Gamut	Color Quality Scale	Color Coord. CIE 1931	Color Coord. CIE 1931	Color Coordinate	Color Coordinate	Color Diviation from Black Body
CCT K	CRI	CRI R9	TM30 Rf	TM30 Rg	CQS	X	Y	U	V	ΔUV
3059 K	97,0	88,0	94,8	102,8	94,5	0,432	0,400	0,249	0,346	-0,0008

Cable outlet Uscita cavi



Scale/Scala 1:1

Warnings Avvertenze

The installation of the product, must be done as illustrated in the catalogue or inside the technical data-sheet that can be asked to the manufacturer. An installation performed differently from the one indicated may compromise the durability and characteristics of the product itself.

An installation performed differently from the one indicated may compromise the durability and characteristics of the product. Unsuitable cross-section / length of the cable can negatively affect the lighting power of the product. If Power supplies, even those with a plastic case, are located in spaces that are too small for their dimensions; they will be subjected to dissipation problems that will compromise their functionality. Silicones or resins subjected to temperature changes and used near the product, if not in accordance with the specifications issued by the manufacturer, they can seriously damage the LED component. The products can not be modified without any authorization by the manufacturer.

L'installazione del prodotto, dovrà eseguirsi come illustrato nel catalogo o nella documentazione tecnica richiedibile al produttore. Un'installazione eseguita diversamente da quella indicata, può compromettere la durata e le caratteristiche del prodotto.

Prima dell'installazione verificare la corretta sezione del cavo collegato tra LED e alimentatore. Sezione / lunghezza del cavo non congrui, possono alterare in negativo la luminosità del prodotto. Gli alimentatori, anche quelli con contenitore plastico, inseriti in spazi troppo piccoli, saranno soggetti a problemi di dissipazione che comprometteranno la loro funzionalità. Siliconi o resine soggetti a sbalzi di temperature e utilizzati in prossimità del prodotto, se non conformi alle specifiche rilasciate dal produttore possono danneggiare gravemente il componente LED. I prodotti non possono essere modificati senza autorizzazione da parte del produttore.